
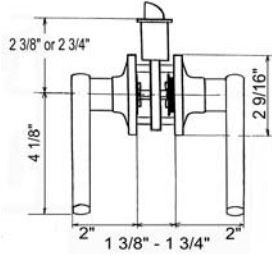

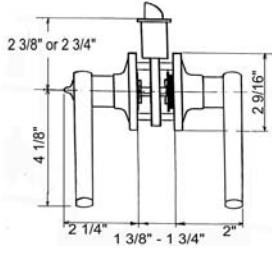

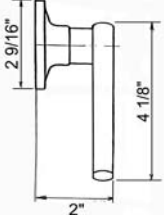

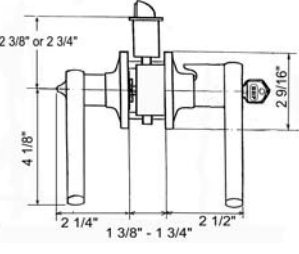

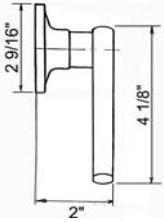


BETTER HOME PRODUCTS

PACIFIC HEIGHTS VII COLLECTION SPECIFICATIONS

14000 SERIES - ANTIQUE NICKLE

		<p>BHP ITEM# 14155AN - Passage Set</p> <p>Grade III tubular passage set. All metal components</p> <p>Door Prep - Crossbore 2 1/8", Edge Bore 1", Latch Face 1"x2 1/4"</p> <p>Door Thickness - 1 3/8" to 1 3/4"</p> <p>Function: Both levers always free</p> <p>Strike - Full lip radius corner standard. Other options available</p> <p>Latch - 1/2" throw bolt, 2 3/8" or 2 3/4" backset adjustable. Radius corner face plate standard. Other options available</p> <p>Door Handing - Reversible for right and left hand doors</p>
		<p>BHP ITEM# 14255AN - Privacy Set</p> <p>Grade III tubular privacy set. All metal components</p> <p>Door Prep - Crossbore 2 1/8", Edge Bore 1", Latch Face 1"x2 1/4"</p> <p>Door Thickness - 1 3/8" to 1 3/4"</p> <p>Function - Both sides lever locked or unlocked by center turn-button inside. Outside lever also can be opened by emergency key</p> <p>Strike - Full lip radius corner standard. Other options available</p> <p>Latch - 1/2" throw bolt, 2 3/8" or 2 3/4" backset adjustable. Radius corner face plate standard. Other options available</p> <p>Door Handing - Reversible for right and left hand doors</p>
		<p>BHP ITEM# 14355AN - Dummy Lever</p> <p>Grade III dummy lever. All metal components</p> <p>Door Prep - Surface mounted with 2 exposed mounting screws. No door prep needed</p> <p>Door Thickness - greater than 1"</p> <p>Function: Active lever, for doors where only a pull / push is required.</p> <p>Door Handing - Reversible for right and left hand doors</p>
		<p>BHP ITEM# 14555ANRT/LT - Entry Set</p> <p>Grade III tubular Lever-Lever entry set. All metal components</p> <p>Door Prep - Crossbore 2 1/8", Edge Bore 1", Latch Face 1"x2 1/4"</p> <p>Door Thickness - 1 3/8" to 1 3/4"</p> <p>Function - Both sides locked or unlocked by key out side or center turn-button inside</p> <p>Cylinder - 5 pins, Kwikset® KW 1 keyway</p> <p>Strike - Full lip radius corner standard. Other options available</p> <p>Latch - 1/2" throw dead latch, 2 3/8" or 2 3/4" backset adjustable. Radius corner face plate standard. Other options available</p> <p>Door Handing - Specify right or left hand door</p>
		<p>BHP ITEM# 14955AN - Trim Lever</p> <p>Grade III handleset trim lever, works for aBHP offering handlesets. All metal components</p> <p>Door Prep - See BHP handleset door prep</p> <p>Door Thickness - 1 3/8" to 1 3/4"</p> <p>Function: Lever always free</p> <p>Door Handing - Reversible for right and left hand doors</p>