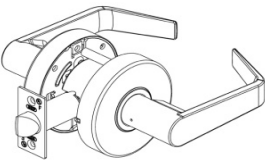
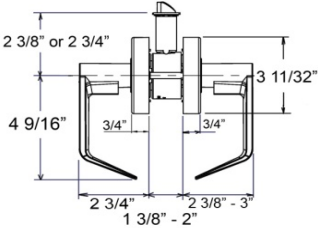
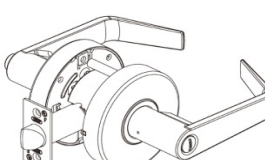
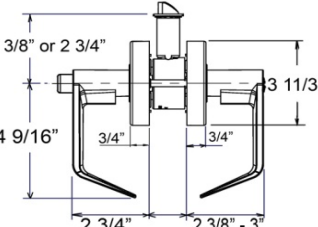

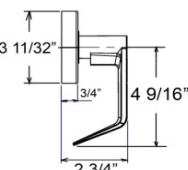
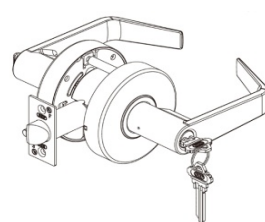
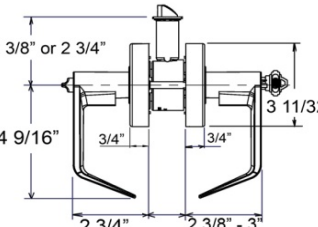
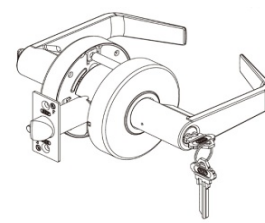
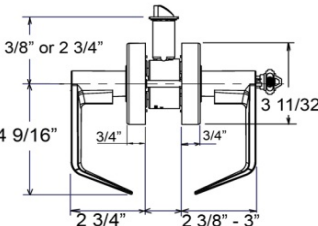
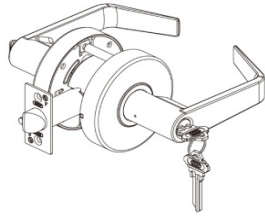
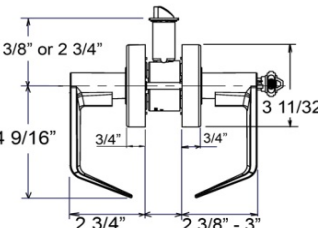


# BETTER HOME PRODUCTS

## PARK PRESIDIO COLLECTION COMMERCIAL GRADE II LEVERS

### DARK BRONZE FINISH

|   |   |   |
|---|---|---|
|    |    | <p><b>BHP ITEM# 94111DB - Passage Set</b></p> <p>Grade II cylindrical passage set. UL listed. 3 hour fire rating<br/> <b>Door Prep</b> - Crossbore 2 1/8", Edge Bore 1", Thru-bolt 5/16"<br/> <b>Door Thickness</b> - 1 3/8" to 2"<br/> <b>Function:</b> Both levers always free<br/> <b>Strike</b> - Square corner T-strike standard. Other options available<br/> <b>Latch</b> - 1/2" throw bolt, 2 3/4" backset standard 2 3/8" backset optional.<br/>           Square corner face plate standard. Other options available<br/> <b>Door Handing</b> - Non - Handed</p>  |
|    |    | <p><b>BHP ITEM# 94211DB - Privacy Set</b></p> <p>Grade II cylindrical privacy set. UL listed. 3 hour fire rating<br/> <b>Door Prep</b> - Crossbore 2 1/8", Edge Bore 1", Thru-bolt 5/16"<br/> <b>Door Thickness</b> - 1 3/8" to 2"<br/> <b>Function</b> - Outside lever locked by push button inside, inside lever always free. Outside lever also can be opened by emergency key<br/> <b>Strike</b> - Square corner standard. Other options available<br/> <b>Latch</b> - 1/2" throw bolt, 2 3/4" backset standard. 2 3/8" backset optional. Square corner face plate standard. Other options available</p>  |
|    |   | <p><b>BHP ITEM# 94322DB - Dummy Lever</b></p> <p>Grade II dummy lever. All metal components.<br/> <b>Door Prep</b> - Surface mounted with 2 mounting screws.<br/> <b>Door Thickness</b> - Greater than 1"<br/> <b>Function:</b> For doors where only a pull / push is required.<br/> <b>Door Handing</b> - Non - Handed</p>   |
|  |  | <p><b>BHP ITEM# 94511DB - Entry Set</b></p> <p>Grade II cylindrical entry set. UL listed. 3 hour fire rating<br/> <b>Door Prep</b> - Crossbore 2 1/8", Edge Bore 1", Thru-bolt 5/16"<br/> <b>Door Thickness</b> - 1 3/8" to 2"<br/> <b>Function:</b> Push button locks outside lever until unlocked with key or by rotating inside lever. Clutch function. Inside lever always unlocked.<br/> <b>Cylinder</b> - 6 pins, Schlage® C Keyway<br/> <b>Strike</b> - Square corner T-strike standard. Other options available<br/> <b>Latch</b> - 1/2" throw bolt, 2 3/4" backset standard. 2 3/8" backset optional. Square corner face plate standard. Other options available</p> |
|  |  | <p><b>BHP ITEM# 94611DB - Storeroom Function Entry Set</b></p> <p>Grade II cylindrical entry set. UL listed. 3 hour fire rating<br/> <b>Door Prep</b> - Crossbore 2 1/8", Edge Bore 1", Thru-bolt 5/16"<br/> <b>Door Thickness</b> - 1 3/8" to 2"<br/> <b>Function:</b> Inside lever always unlocked. Outside lever always locked. Entrance by key only.<br/> <b>Cylinder</b> - 6 pins, Schlage® C Keyway<br/> <b>Strike</b> - Square corner T-strike standard. Other options available<br/> <b>Latch</b> - 1/2" throw bolt, 2 3/4" backset standard. 2 3/8" backset optional. Square corner face plate standard. Other options available</p>                                 |
|  |  | <p><b>BHP ITEM# 94711DB - Classroom Function Entry Set</b></p> <p>Grade II cylindrical entry set. UL listed. 3 hour fire rating<br/> <b>Door Prep</b> - Crossbore 2 1/8", Edge Bore 1", Thru-bolt 5/16"<br/> <b>Door Thickness</b> - 1 3/8" to 2"<br/> <b>Function:</b> Outside lever locked and unlocked by key. Inside lever always unlocked<br/> <b>Cylinder</b> - 6 pins, Schlage® C Keyway<br/> <b>Strike</b> - Square corner T-strike standard. Other options available<br/> <b>Latch</b> - 1/2" throw bolt, 2 3/4" backset standard. 2 3/8" backset optional. Square corner face plate standard. Other options available</p>   |

