
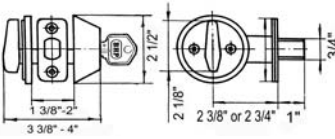

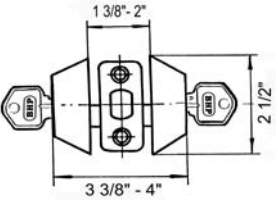

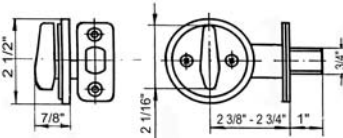


# BETTER HOME PRODUCTS

## DEADBOLTS SPECIFICATIONS

### OIL-RUBBED BRONZE FINISH

|   |   |   |
|---|---|---|
|    |    | <p><b>BHP</b> ITEM# 10610B - Single Cylinder</p> <p>Grade III single cylinder deadbolt. All metal components</p> <p><b>Door Prep</b> - Crossbore 2 1/8", Edge Bore 1", Latch Face 1"x2 1/4"</p> <p><b>Door Thickness</b> - 1 3/8" to 1 3/4"</p> <p><b>Function:</b> Locked or unlocked by key out side or center turn-piece inside. Inside always free</p> <p><b>Cylinder</b> - 5 pins, Kwikset® KW 1 keyway</p> <p><b>Strike</b> - Packed with 1Pc 1"x2 1/4" radius corner strike and 1 Pc full lip radius corner strike. Other options available</p> <p><b>Latch</b> - 1" throw dead latch, 2 3/8" or 2 3/4" backset adjustable. Radius corner face plate standard. Other options available</p> <p><b>Door Handing</b> - Non - handed</p> |
|    |   | <p><b>BHP</b> ITEM# 10710B - Double Cylinder</p> <p>Grade III double cylinder deadbolt. All metal components</p> <p><b>Door Prep</b> - Crossbore 2 1/8", Edge Bore 1", Latch Face 1"x2 1/4"</p> <p><b>Door Thickness</b> - 1 3/8" to 1 3/4"</p> <p><b>Function:</b> Locked or unlocked by key out side or inside</p> <p><b>Cylinder</b> - 5 pins, Kwikset® KW 1 keyway</p> <p><b>Strike</b> - Packed with 1Pc 1"x2 1/4" radius corner strike and 1 Pc full lip radius corner strike. Other options available</p> <p><b>Latch</b> - 1" throw dead latch, 2 3/8" or 2 3/4" backset adjustable. Radius corner face plate standard. Other options available</p> <p><b>Door Handing</b> - Non - handed</p>                                       |
|  |  | <p><b>BHP</b> ITEM# 10810B - Keyless Deadbolt</p> <p>Grade III one-side deadbolt.</p> <p><b>Door Prep</b> - Half-bore 2 1/8", Edge Bore 1", Latch Face 1"x2 1/4"</p> <p><b>Door Thickness</b> - 1 3/8" to 1 3/4"</p> <p><b>Function:</b> Locked or unlocked by turn-piece inside</p> <p><b>Strike</b> - Packed with 1Pc 1"x2 1/4" radius corner strike and 1 Pc full lip radius corner strike. Other options available</p> <p><b>Latch</b> - 1" throw anti-cut dead latch, 2 3/8" or 2 3/4" backset adjustable. Radius corner face plate standard. Other options available</p> <p><b>Door Handing</b> - Non - handed</p>  |