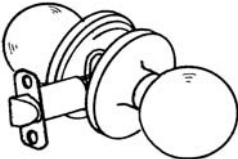
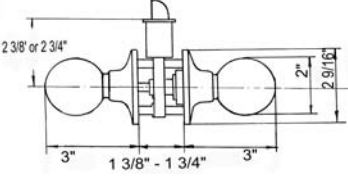

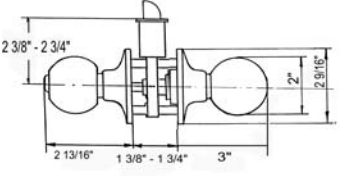

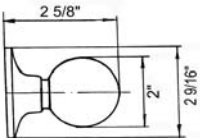
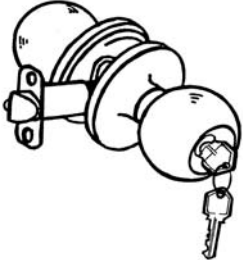
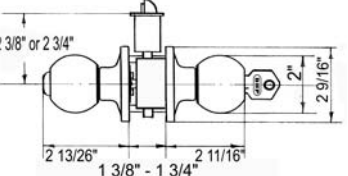


# BETTER HOME PRODUCTS

## MARINA VII COLLECTION SPECIFICATIONS

### 10,000 SERIES - BALL KNOB - ANTIQUE NICKEL

		<p><b>BHP</b> ITEM# 10155AN - Passage Set</p> <p>Grade III tubular passage set. All metal components  <b>Door Prep</b> - Crossbore 2 1/8", Edge Bore 1", Latch Face 1"x2 1/4"  <b>Door Thickness</b> - 1 3/8" to 1 3/4"  <b>Function:</b> Both sides always free  <b>Strike</b> - Full lip radius corner standard. Other options available  <b>Latch</b> - 1/2" throw bolt, 2 3/8" or 2 3/4" backset adjustable. Radius corner face plate standard. Other options available  <b>Door Handing</b> - Non - handed</p>
		<p><b>BHP</b> ITEM# 10255AN - Privacy Set</p> <p>Grade III tubular privacy set. All metal components  <b>Door Prep</b> - Crossbore 2 1/8", Edge Bore 1", Latch Face 1"x2 1/4"  <b>Door Thickness</b> - 1 3/8" to 1 3/4"  <b>Function</b> - Both sides locked or unlocked by inside center turn-button. Also can be opened by emergency key  <b>Strike</b> - Full lip radius corner standard. Other options available  <b>Latch</b> - 1/2" throw bolt, 2 3/8" or 2 3/4" backset adjustable. Radius corner face plate standard. Other options available  <b>Door Handing</b> - Non - handed</p>
		<p><b>BHP</b> ITEM# 10355AN - Dummy Knob</p> <p>Grade III dummy knob. All metal components  <b>Door Prep</b> - Surface mounted with 2 exposed mounting screws. No door prep needed  <b>Door Thickness</b> - greater than 1"  <b>Function:</b> For doors where only a pull / push is required.  <b>Door Handing</b> - Non - handed</p>
		<p><b>BHP</b> ITEM# 10555AN - Entry Set</p> <p>Grade III tubular entry set. All metal components  <b>Door Prep</b> - Crossbore 2 1/8", Edge Bore 1", Latch Face 1"x2 1/4"  <b>Door Thickness</b> - 1 3/8" to 1 3/4"  <b>Function:</b> Both sides locked or unlocked by key out side or center turn-button inside  <b>Cylinder</b> - 5 pins, Kwikset® KW 1 keyway  <b>Strike</b> - Full lip radius corner standard. Other options available  <b>Latch</b> - 1/2" throw dead latch, 2 3/8" or 2 3/4" backset adjustable. Radius corner face plate standard. Other options available  <b>Door Handing</b> - Non - handed</p>