
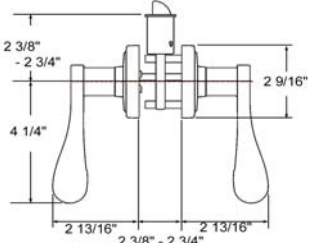

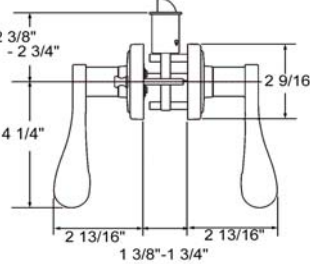
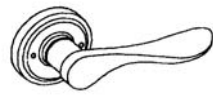
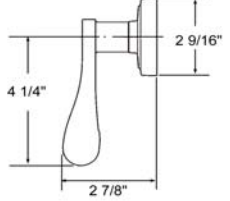
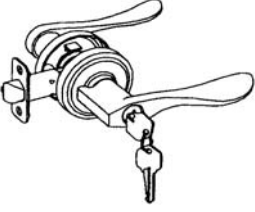
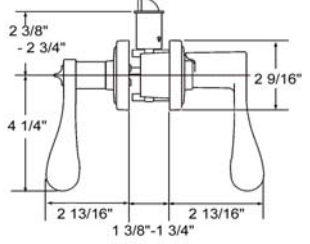

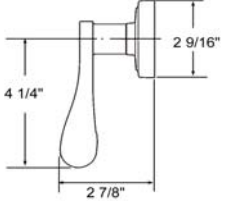


# BETTER HOME PRODUCTS

## NEW WATERFRONT II COLLECTION SPECIFICATIONS

### N8300 SERIES - POLISHED CHROME FINISH

		<p><b>BHP</b> ITEM# N83188CH - Passage Set</p> <p>Grade III tubular passage set. All metal components</p> <p><b>Door Prep</b> - Crossbore 2 1/8", Edge Bore 1", Latch Face 1"x2 1/4"</p> <p><b>Door Thickness</b> - 1 3/8" to 1 3/4"</p> <p><b>Function:</b> Both levers always free</p> <p><b>Strike</b> - Full lip radius corner standard. Other options available</p> <p><b>Latch</b> - 1/2" throw bolt, 2 3/8" or 2 3/4" backset adjustable. Radius corner face plate standard. Other options available</p> <p><b>Door Handing</b> - Reversible for right and left hand doors</p>
		<p><b>BHP</b> ITEM# N83288CH - Privacy Set</p> <p>Grade III tubular privacy set. All metal components</p> <p><b>Door Prep</b> - Crossbore 2 1/8", Edge Bore 1", Latch Face 1"x2 1/4"</p> <p><b>Door Thickness</b> - 1 3/8" to 1 3/4"</p> <p><b>Function</b> - Outside lever locked by push button inside, inside lever always free. Outside lever also can be opened by emergency key</p> <p><b>Strike</b> - Full lip radius corner standard. Other options available</p> <p><b>Latch</b> - 1/2" throw bolt, 2 3/8" or 2 3/4" backset adjustable. Radius corner face plate standard. Other options available</p> <p><b>Door Handing</b> - Reversible for right and left hand doors</p>
		<p><b>BHP</b> ITEM# N83388CH - Dummy Lever</p> <p>Grade III dummy lever. All metal components</p> <p><b>Door Prep</b> - Surface mounted with 2 exposed mounting screws. No door prep needed</p> <p><b>Door Thickness</b> - greater than 1"</p> <p><b>Function:</b> Active lever, for doors where only a pull / push is required.</p> <p><b>Door Handing</b> - Specify right or left hand door</p>
		<p><b>BHP</b> ITEM# N83588CH - Entry Set</p> <p>Grade III tubular Lever-Lever entry set. All metal components</p> <p><b>Door Prep</b> - Crossbore 2 1/8", Edge Bore 1", Latch Face 1"x2 1/4"</p> <p><b>Door Thickness</b> - 1 3/8" to 1 3/4"</p> <p><b>Function:</b> Both sides locked or unlocked by key out side or center turn-button inside</p> <p><b>Cylinder</b> - 5 pins, Kwikset® KW 1 keyway</p> <p><b>Strike</b> - Full lip radius corner standard. Other options available</p> <p><b>Latch</b> - 1/2" throw dead latch, 2 3/8" or 2 3/4" backset adjustable. Radius corner face plate standard. Other options available</p> <p><b>Door Handing</b> - Specify right or left hand door</p>
		<p><b>BHP</b> ITEM# N83988CH - Trim Lever</p> <p>Grade III handleset trim lever, works for all BHP offering handlesets. All metal components</p> <p><b>Door Prep</b> - See BHP handleset door prep</p> <p><b>Door Thickness</b> - 1 3/8" to 1 3/4"</p> <p><b>Function:</b> Lever always free</p> <p><b>Door Handing</b> - Specify right or left hand door</p>