
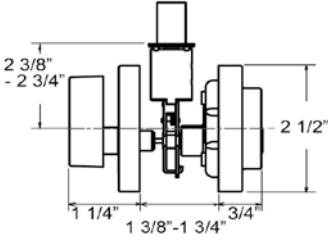

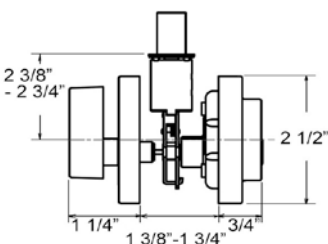
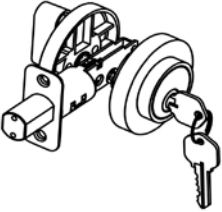
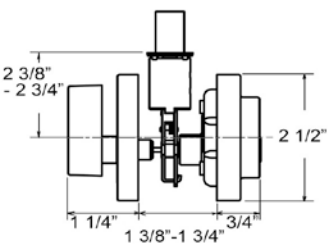

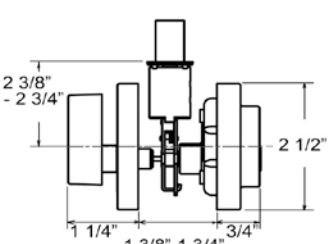

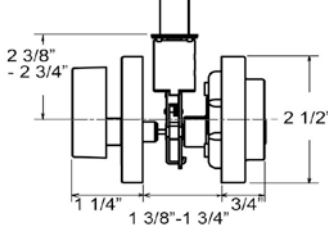


BETTER HOME PRODUCTS

ROUND LOW - PROFILE SINGLE CYLINDER DEADBOLT SPECIFICATIONS

Combines Well With Skyline Collection

		<p>BHP ITEM# SK10688CH Chrome Finish</p> <p>All metal components with inner anti-pick shield Door Prep - Crossbore 2 1/8", Edge Bore 1", Latch Face 1"x2 1/4" Door Thickness - 1 3/8" to 1 3/4" Function: Locked or unlocked by key out side or turn-piece inside. inside always free Cylinder - 5 pin KW1 keyway. Other options available Strike - Packed with 1 Pc 1 x 2 1/4" radius corner strike and 1 Pc full lip radius corner strike. Other options available Latch - 1" throw bolt, 2 3/8" or 2 3/4" backset adjustable. Radius corner face plate standard. Other options available</p>
		<p>BHP ITEM# SK10615SN Satin Nickel Finish</p> <p>All metal components with inner anti-pick shield Door Prep - Crossbore 2 1/8", Edge Bore 1", Latch Face 1"x2 1/4" Door Thickness - 1 3/8" to 1 3/4" Function: Locked or unlocked by key out side or turn-piece inside. inside always free Cylinder - 5 pin KW1 keyway. Other options available Strike - Packed with 1 Pc 1 x 2 1/4" radius corner strike and 1 Pc full lip radius corner strike. Other options available Latch - 1" throw bolt, 2 3/8" or 2 3/4" backset adjustable. Radius corner face plate standard. Other options available</p>
		<p>BHP ITEM# SK10611DB Dark Bronze Finish</p> <p>All metal components with inner anti-pick shield Door Prep - Crossbore 2 1/8", Edge Bore 1", Latch Face 1"x2 1/4" Door Thickness - 1 3/8" to 1 3/4" Function: Locked or unlocked by key out side or turn-piece inside. inside always free Cylinder - 5 pin KW1 keyway. Other options available Strike - Packed with 1 Pc 1 x 2 1/4" radius corner strike and 1 Pc full lip radius corner strike. Other options available Latch - 1" throw bolt, 2 3/8" or 2 3/4" backset adjustable. Radius corner face plate standard. Other options available</p>
		<p>BHP ITEM# SK10644BLK Matte Black Finish</p> <p>All metal components with inner anti-pick shield Door Prep - Crossbore 2 1/8", Edge Bore 1", Latch Face 1"x2 1/4" Door Thickness - 1 3/8" to 1 3/4" Function: Locked or unlocked by key out side or turn-piece inside. inside always free Cylinder - 5 pin KW1 keyway. Other options available Strike - Packed with 1 Pc 1 x 2 1/4" radius corner strike and 1 Pc full lip radius corner strike. Other options available Latch - 1" throw bolt, 2 3/8" or 2 3/4" backset adjustable. Radius corner face plate standard. Other options available</p>
		<p>BHP ITEM# SK10604SB Satin Brass Finish</p> <p>All metal components with inner anti-pick shield Door Prep - Crossbore 2 1/8", Edge Bore 1", Latch Face 1"x2 1/4" Door Thickness - 1 3/8" to 1 3/4" Function: Locked or unlocked by key out side or turn-piece inside. inside always free Cylinder - 5 pin KW1 keyway. Other options available Strike - Packed with 1 Pc 1 x 2 1/4" radius corner strike and 1 Pc full lip radius corner strike. Other options available Latch - 1" throw bolt, 2 3/8" or 2 3/4" backset adjustable. Radius corner face plate standard. Other options available</p>